

Massachusetts Run for the Fallen - 09/09/2023



Overall Results

Place	Bib	Name	Gender	Club	Group	Group Rank	Chip Pace	Chip Time	Gun Time
5K									
1.	75	Dominic Defuria	M		Male 20-29	1st Overall	5:30 min/mile	17:08	17:08
2.	113	Connor Gorman	M		Male 30-39	Age Group Champ	5:58 min/mile	18:34	18:34
3.	276	Matthew Stewart	M		Male 30-39	2/38	6:28 min/mile	20:07	20:07
4.	207	Nicole Prescott	F		Female 20-29	1st Overall	6:29 min/mile	20:11	20:11
5.	262	Jonathan Ellowitz	M		Male 30-39	3/38	7:09 min/mile	22:15	22:15
6.	251	Ian Zylstra	M		Male 20-29	Age Group Champ	7:11 min/mile	22:20	22:20
7.	155	Steven Laraia	M		Male 30-39	4/38	7:11 min/mile	22:20	22:20
8.	267	Benjamin Havumaki	M		Male 30-39	5/38	7:12 min/mile	22:23	22:23
9.	133	Jeffrey Hyde	M		Male 50-59	Age Group Champ	7:18 min/mile	22:44	22:44
10.	215	Max Riley	M		Male 17 & Under	Age Group Champ	7:23 min/mile	23:00	23:00
11.	107	David Getchell	M		Male 30-39	6/38	7:26 min/mile	23:08	23:08
12.	229	Johnny Scaramuzzo	M		Male 17 & Under	2/9	7:38 min/mile	23:46	23:46
13.	337	Jena Gibson	F		Female 30-39	Age Group Champ	7:39 min/mile	23:47	23:47
14.	30	James Brackett	M		Male 50-59	2/16	7:54 min/mile	24:35	24:35
15.	224	Will Saunders	M		Male 30-39	7/38	8:15 min/mile	25:40	25:40
16.	257	Donna Doyle	F		Female 50-59	Age Group Champ	8:16 min/mile	25:42	25:42
17.	154	Michael Lafleur	M		Male 40-49	Age Group Champ	8:17 min/mile	25:45	25:45
18.	335	Phillip Wandruff	M		Male 20-29	2/26	8:18 min/mile	25:49	25:49
19.	275	Ethan Demeo	M		Male 18-19	Age Group Champ	8:32 min/mile	26:34	26:34
20.	268	Alison Mafra	M		Male 20-29	3/26	8:34 min/mile	26:38	26:38
21.	339	Bridgette Crowley	F		Female 20-29	Age Group Champ	8:42 min/mile	27:04	27:04
22.	175	1lt Paul Mcdaniels	M		Male 30-39	8/38	8:43 min/mile	27:07	27:07
23.	165	Olivia Lounsbury	F		Female 17 & Under	Age Group Champ	8:44 min/mile	27:09	27:09
24.	258	Brenton Dickinson	M		Male 30-39	9/38	8:54 min/mile	27:42	27:42
25.	260	Kevin Hamilton	M		Male 20-29	4/26	8:54 min/mile	27:42	27:42
26.	235	Derek Stukey	M		Male 30-39	10/38	8:55 min/mile	27:43	27:43
27.	185	Alyssa Mulno	F		Female 20-29	2/21	9:09 min/mile	28:27	28:27
28.	46	Bradley Charko	M		Male 30-39	11/38	9:09 min/mile	28:27	28:27
29.	266	Robert Harnais	M		Male 20-29	5/26	9:10 min/mile	28:30	28:30
30.	232	Josh Snyer	M		Male 40-49	2/12	9:10 min/mile	28:31	28:31
31.	271	Billy Getchell	M		Male 20-29	6/26	9:12 min/mile	28:36	28:36

Massachusetts Run for the Fallen - 09/09/2023







Overall Results

Place	Bib	Name	Gender	Club	Group		Group Rank	Chip Pace	Chip Time	Gun Time
32.	5	Merrill Murphy	F		Female 17 & Under		2/19	9:15 min/mile	28:48	28:48
33.	280	Bill Sullivan	M		Male 60-69		Age Group Champ	9:16 min/mile	28:48	28:48
34.	204	Joseph Perry	M		Male 60-69		2/17	9:21 min/mile	29:06	29:06
35.	2	Mackenzie Murphy	F		Female 17 & Under		3/19	9:25 min/mile	29:17	29:17
36.	131	Spencer Holt	M		Male 20-29		7/26	9:27 min/mile	29:23	29:23
37.	37	Emily Burgett	F		Female 30-39		2/26	9:29 min/mile	29:29	29:29
38.	109	Tenley Gillett	F		Female 30-39		3/26	9:32 min/mile	29:38	29:38
39.	334	Lucas Wilde	M		Male 30-39		12/38	9:32 min/mile	29:40	29:40
40.	43	Dan Casey	M		Male 20-29		8/26	9:33 min/mile	29:43	29:43
41.	41	Michelle Carlos	F		Female 30-39		4/26	9:36 min/mile	29:53	29:53
42.	336	Michael D'eutremont	M		Male 50-59		3/16	9:49 min/mile	30:33	30:33
43.	242	Jazmine Tapscott	F		Female 20-29		3/21	9:49 min/mile	30:33	30:33
44.	250	Bryan Young	M		Male 20-29		9/26	9:52 min/mile	30:42	30:42
45.	270	Nevan Fish	M		Male 20-29		10/26	9:55 min/mile	30:50	30:50
46.	179	Stephen Mcnamara	M		Male 30-39		13/38	9:55 min/mile	30:50	30:50
47.	236	James Sullivan	M		Male 20-29		11/26	9:59 min/mile	31:02	31:02
48.	39	James Butler	M		Male 60-69		3/17	10:04 min/mile	31:17	31:17
49.	54	Ernesto Cordoba	M		Male 60-69		4/17	10:08 min/mile	31:31	31:31
50.	34	Moses Bryan	M		Male 30-39		14/38	10:09 min/mile	31:34	31:34
51.	42	Bill Carreiro	M		Male 50-59		4/16	10:12 min/mile	31:45	31:45
52.	254	Matthew Taylor	M		Male 20-29		12/26	10:13 min/mile	31:46	31:46
53.	112	Gracie Goll	F		Female 18-19		Age Group Champ	10:15 min/mile	31:54	31:54
54.	326	Mairin Palenscar	F		Female 17 & Under		4/19	10:18 min/mile	32:02	32:02
55.	202	Shelby Patenaude	F		Female 30-39		5/26	10:26 min/mile	32:27	32:27
56.	278	Ryan Mcdermott	M		Male 40-49		3/12	10:30 min/mile	32:39	32:39
57.	176	Bill Mckinney	M		Male 50-59		5/16	10:33 min/mile	32:49	32:49
58.	252	Cody Ryan	M		Male 30-39		15/38	10:42 min/mile	33:17	33:17
59.	338	Barbara Crowley	F		Female 50-59		2/18	10:43 min/mile	33:19	33:19
60.	74	Ava Davies	F		Female 17 & Under		5/19	10:44 min/mile	33:24	33:24
61.	48	Katherine Chousa	F		Female 30-39		6/26	10:44 min/mile	33:24	33:24
62.	347	Jayne Stratford Blake	F		Female 40-49		Age Group Champ	10:46 min/mile	33:28	33:28
63.	263	Lynda Dello Iacono	F		Female 50-59		3/18	10:55 min/mile	33:56	33:56

Massachusetts Run for the Fallen - 09/09/2023



Overall Results

Place	Bib	Name	Gender	Club	Group	Group Rank	Chip Pace	Chip Time	Gun Time
64.	344	Dan Bullock	M		Male 60-69	5/17	10:59 min/mile	34:11	34:11
65.	115	Chelin Guerrero	M		Male 50-59	6/16	11:04 min/mile	34:26	34:26
66.	222	Martin Sattler	M		Male 50-59	7/16	11:08 min/mile	34:38	34:38
67.	272	Alexander Barada	M		Male 40-49	4/12	11:16 min/mile	35:02	35:02
68.	249	Cameron Williams	M		Male 20-29	13/26	11:16 min/mile	35:03	35:03
69.	14	Charles Asdourian	M		Male 30-39	16/38	11:16 min/mile	35:03	35:03
70.	237	Kevin Sullivan	M		Male 50-59	8/16	11:17 min/mile	35:06	35:06
71.	3	Maggie Murphy	F		Female 17 & Under	6/19	11:21 min/mile	35:18	35:18
72.	198	Hannah O'leary	F		Female 20-29	4/21	11:22 min/mile	35:20	35:20
73.	333	Rendi Brown	F		Female 20-29	5/21	11:23 min/mile	35:23	35:23
74.	105	Patrick George	M		Male 30-39	17/38	11:23 min/mile	35:24	35:24
75.	81	Eileen Dicks	F		Female 50-59	4/18	11:25 min/mile	35:31	35:31
76.	203	Alex Paz	M		Male 40-49	5/12	11:26 min/mile	35:33	35:33
77.	147	Andrew Kelly	M		Male 30-39	18/38	11:42 min/mile	36:25	36:25
78.	170	Mary Anne Maines	F		Female 50-59	5/18	11:45 min/mile	36:32	36:32
79.	138	Regina Jackson	F		Female 60-69	 Age Group Champ	11:47 min/mile	36:40	36:40
80.	327	Nevin Thomas	M		Male 17 & Under	 3/9	11:48 min/mile	36:42	36:42
81.	328	Michael Thomas	M		Male 30-39	19/38	11:48 min/mile	36:43	36:43
82.	259	Patrice Rose	F		Female 30-39	7/26	11:52 min/mile	36:54	36:54
83.	233	Bishnu Soltysik	F		Female 20-29	6/21	11:55 min/mile	37:03	37:03
84.	150	Laurie Keogh	F		Female 40-49	 2/13	11:55 min/mile	37:05	37:05
85.	192	Buddy Oneil	M		Male 50-59	9/16	12:00 min/mile	37:19	37:19
86.	85	Kelly Dolan	F		Female 40-49	 3/13	12:03 min/mile	37:28	37:28
87.	228	Jacob Scanlan	M		Male 30-39	20/38	12:09 min/mile	37:46	37:46
88.	61	Kelly Cosgrave	F		Female 50-59	6/18	12:15 min/mile	38:07	38:07
89.	44	Melissa Cataldo	F		Female 30-39	8/26	12:19 min/mile	38:19	38:19
90.	116	Keisha Guerrero	F		Female 17 & Under	7/19	12:20 min/mile	38:20	38:20
91.	230	Leigh Shea	F		Female 30-39	9/26	12:21 min/mile	38:24	38:24
92.	108	Julia Gibson	F		Female 20-29	7/21	12:29 min/mile	38:49	38:49
93.	1	Steven Milley	M		Male 60-69	6/17	12:32 min/mile	38:59	38:59
94.	139	Kimberly Jacques	F		Female 50-59	7/18	12:35 min/mile	39:08	39:08
95.	218	Wayne Ross Wheelchair	M		Male 50-59	10/16	12:40 min/mile	39:23	39:23

Massachusetts Run for the Fallen - 09/09/2023



Overall Results

Place	Bib	Name	Gender	Club	Group	Group Rank	Chip Pace	Chip Time	Gun Time
96.	101	Cynthia Garcia	F		Female 20-29	8/21	13:12 min/mile	41:04	41:04
97.	134	Colleen Hynes	F		Female 40-49	4/13	13:15 min/mile	41:13	41:13
98.	355	Sam Carrington	M		See Timers	See Timers	13:15 min/mile	41:13	41:13
99.	168	Bernard Madore	M		Male 50-59	11/16	13:22 min/mile	41:32	41:32
100.	255	Olatomiwa Isolagbenla	F		Female 20-29	9/21	13:24 min/mile	41:39	41:39
101.	103	Julianne Gebelein	F		Female 17 & Under	8/19	13:32 min/mile	42:05	42:05
102.	62	Morgan Crawford	F		Female 30-39	10/26	13:40 min/mile	42:30	42:30
103.	82	Andrea Dimanno	F		Female 30-39	11/26	13:40 min/mile	42:31	42:31
104.	283	Ashley True	F		Female 30-39	12/26	13:41 min/mile	42:31	42:31
105.	285	Beckham True	M		Male 17 & Under	4/9	13:41 min/mile	42:31	42:31
106.	79	Joe Desisto	M		Male 50-59	12/16	13:44 min/mile	42:43	42:43
107.	7	Morgan Murphy	F		Female 17 & Under	9/19	14:03 min/mile	43:41	43:41
108.	346	Lindsay Weber	F		Female 40-49	5/13	14:03 min/mile	43:42	43:42
109.	6	Tara Murphy	F		Female 40-49	6/13	14:03 min/mile	43:43	43:43
110.	89	Meghan Driscoll	F		Female 30-39	13/26	14:07 min/mile	43:53	43:53
111.	332	Holly Macdonald	F		Female 50-59	8/18	14:08 min/mile	43:57	43:57
112.	264	Isa Helena	F		Female 40-49	7/13	14:08 min/mile	43:57	43:57
113.	234	Justin Stitt	M		Male 30-39	21/38	14:09 min/mile	43:59	43:59
114.	8	Maisie Murphy	F		Female 17 & Under	10/19	14:11 min/mile	44:05	44:05
115.	188	Keira Murphy Clinton	F		Female 17 & Under	11/19	14:11 min/mile	44:05	44:05
116.	142	Lisa Jerome	F		Female 50-59	9/18	14:14 min/mile	44:16	44:16
117.	32	Tom Bradbury	M		Male 60-69	7/17	14:16 min/mile	44:21	44:21
118.	210	April Prior	F		Female 40-49	8/13	14:16 min/mile	44:23	44:23
119.	324	Tom Fournier	M		Male 40-49	6/12	14:21 min/mile	44:36	44:36
120.	323	Arabella Fournier	F		Female 17 & Under	12/19	14:21 min/mile	44:36	44:36
121.	181	Marianne Mitchell	F		Female 60-69	2/19	14:22 min/mile	44:39	44:39
122.	124	Emily Hammer	F		Female 17 & Under	13/19	14:22 min/mile	44:39	44:39
123.	129	Corey Hatch	M		Male 30-39	22/38	14:22 min/mile	44:40	44:40
124.	123	Rianna Gutierrez	F		Female 17 & Under	14/19	14:23 min/mile	44:43	44:43
125.	4	Katie Girouard	F		Female 30-39	14/26	14:31 min/mile	45:09	45:09
126.	157	Dake Lasala	M		Male 20-29	14/26	14:37 min/mile	45:26	45:26
127.	247	Eulalia Tisnovsky	F		Female 20-29	10/21	14:55 min/mile	46:22	46:22

Massachusetts Run for the Fallen - 09/09/2023



Overall Results

Place	Bib	Name	Gender	Club	Group	Group Rank	Chip Pace	Chip Time	Gun Time
128.	29	Brandon Bowers	M		Male 30-39	23/38	15:00 min/mile	46:39	46:39
129.	15	Richard Atherton	M		Male 40-49	7/12	15:00 min/mile	46:40	46:40
130.	220	Sarah Sams	F		Female 20-29	11/21	15:05 min/mile	46:53	46:53
131.	160	Vicky Lee	F		Female 20-29	12/21	15:05 min/mile	46:53	46:53
132.	144	Ian Jimenez	M		Male 18-19	2/3	15:05 min/mile	46:53	46:53
133.	140	Joeseeph James	M		Male 20-29	15/26	15:05 min/mile	46:55	46:55
134.	102	Samuel Gaudino	M		Male 20-29	16/26	15:06 min/mile	46:57	46:57
135.	117	Rafael Guerrero	M		Male 60-69	8/17	15:08 min/mile	47:02	47:02
136.	217	Robert Roman	M		Male 40-49	8/12	15:09 min/mile	47:06	47:06
137.	35	Gregory Buffington	M		Male 30-39	24/38	15:09 min/mile	47:07	47:07
138.	330	Jenelle Manso-Gonzalez	F		Female 20-29	13/21	15:10 min/mile	47:08	47:08
139.	91	Benjamin Emmanuel	M		Male 20-29	17/26	15:10 min/mile	47:11	47:11
140.	211	Emiliano Ramos	M		Male 20-29	18/26	15:13 min/mile	47:19	47:19
141.	245	Zachary Tebo	M		Male 30-39	25/38	15:15 min/mile	47:26	47:26
142.	244	Debra Tebo	F		Female 60-69	3/19	15:15 min/mile	47:26	47:26
143.	132	Juliet Homes	F		Female 20-29	14/21	15:18 min/mile	47:33	47:33
144.	182	Cameron Morgan	M		Male 20-29	19/26	15:18 min/mile	47:33	47:33
145.	216	Ricky Rodriguez	M		Male 20-29	20/26	15:35 min/mile	48:28	48:28
146.	253	Ethan Bombredi	M		Male 18-19	3/3	15:35 min/mile	48:28	48:28
147.	341	Diana Pomaes	F		Female 60-69	4/19	15:40 min/mile	48:42	48:42
148.	340	Michelle Obrien	F		Female 60-69	5/19	15:40 min/mile	48:42	48:42
149.	38	Theresa Burke	F		Female 60-69	6/19	15:40 min/mile	48:43	48:43
150.	221	Corrie Sasse	F		Female 20-29	15/21	15:58 min/mile	49:39	49:39
151.	33	Jacob Brown	M		Male 20-29	21/26	15:58 min/mile	49:39	49:39
152.	68	Riley Curtiss	F		Female 17 & Under	15/19	16:06 min/mile	50:02	50:02
153.	64	Lillian Curtiss	F		Female 17 & Under	16/19	16:06 min/mile	50:02	50:02
154.	87	Paul Dona	M		Male 70+	Age Group Champ	16:07 min/mile	50:06	50:06
155.	86	Mary Dona	F		Female 60-69	7/19	16:07 min/mile	50:06	50:06
156.	66	Natalie Curtiss	F		See Timers	See Timers	16:07 min/mile	50:07	50:07
157.	65	Melissa Curtiss	F		Female 30-39	15/26	16:07 min/mile	50:07	50:07
158.	67	Phillip Curtiss	M		Male 30-39	26/38	16:07 min/mile	50:07	50:07
159.	287	Irene Richards	F		Female 60-69	8/19	16:16 min/mile	50:34	50:34

Massachusetts Run for the Fallen - 09/09/2023



Overall Results

Place	Bib	Name	Gender	Club	Group	Group Rank	Chip Pace	Chip Time	Gun Time
160.	63	James Curtin	M		Male 50-59	13/16	16:21 min/mile	50:49	50:49
161.	104	Kristen Gebelein	F		Female 40-49	9/13	16:33 min/mile	51:26	51:26
162.	60	Kathryn Cortes	F		Female 40-49	10/13	16:34 min/mile	51:30	51:30
163.	158	William Lauro	M		Male 50-59	14/16	16:34 min/mile	51:31	51:31
164.	195	Aiden Outhuse	M		Male 17 & Under	5/9	16:48 min/mile	52:15	52:15
165.	93	Mateus Ferreira	M		Male 20-29	22/26	16:50 min/mile	52:20	52:20
166.	146	Amy Keifer	F		Female 20-29	16/21	16:50 min/mile	52:20	52:20
167.	25	Lawson Bertrand	M		Male 17 & Under	6/9	16:52 min/mile	52:25	52:25
168.	329	David Berlinguer	M		Male 20-29	23/26	16:52 min/mile	52:25	52:25
169.	325	John Berlingoer	M		Male 60-69	9/17	16:52 min/mile	52:25	52:25
170.	23	Daniel Bertrand	M		Male 40-49	9/12	16:52 min/mile	52:27	52:27
171.	24	Declan Bertrand	M		Male 17 & Under	7/9	16:52 min/mile	52:27	52:27
172.	196	David Outhuse	M		Male 60-69	10/17	16:55 min/mile	52:35	52:35
173.	83	Ellen Dockham	F		Female 50-59	10/18	16:58 min/mile	52:44	52:44
174.	352	Susan Butler	F		Female 60-69	9/19	16:58 min/mile	52:44	52:44
175.	145	Wayne Johnson	M		Male 60-69	11/17	17:07 min/mile	53:13	53:13
176.	269	Hayrol Silverio	M		Male 40-49	10/12	17:15 min/mile	53:37	53:37
177.	265	Veasna Prum-Silverio	F		Female 40-49	11/13	17:15 min/mile	53:37	53:37
178.	16	Marisa Babb-Wetherell	F		Female 30-39	16/26	17:33 min/mile	54:33	54:33
179.	197	Pamela Outhuse	F		Female 60-69	10/19	17:36 min/mile	54:43	54:43
180.	45	Maureen Catapano	F		Female 60-69	11/19	17:36 min/mile	54:44	54:44
181.	166	Evelyn M Wigmore	F		Female 60-69	12/19	17:36 min/mile	54:44	54:44
182.	243	Tracy Taylor	F		Female 50-59	11/18	17:40 min/mile	54:57	54:57
183.	191	Keith Odonnell	M		Male 30-39	27/38	17:52 min/mile	55:32	55:32
184.	125	Jerome Hanley	M		Male 30-39	28/38	17:52 min/mile	55:33	55:33
185.	28	Matt Bostrom	M		Male 30-39	29/38	17:53 min/mile	55:35	55:35
186.	106	Brendan Geraghty	M		Male 30-39	30/38	17:53 min/mile	55:36	55:36
187.	277	John Deandrade	M		Male 50-59	15/16	18:00 min/mile	55:56	55:56
188.	286	Doris Syrakos	F		Female 60-69	13/19	18:03 min/mile	56:07	56:07
189.	59	Michele Corsi	F		Female 50-59	12/18	18:09 min/mile	56:26	56:26
190.	58	David Corsi	M		Male 50-59	16/16	18:09 min/mile	56:27	56:27
191.	284	Tracy True	F		Female 40-49	12/13	18:11 min/mile	56:32	56:32

Massachusetts Run for the Fallen - 09/09/2023



Overall Results

Place	Bib	Name	Gender	Club	Group	Group Rank	Chip Pace	Chip Time	Gun Time
192.	261	Danielle Beebe	F		Female 30-39	17/26	18:11 min/mile	56:33	56:33
193.	200	Holly Pacheco	F		Female 30-39	18/26	18:14 min/mile	56:42	56:42
194.	201	Jorge Pacheco	M		Male 30-39	31/38	18:15 min/mile	56:43	56:43
195.	209	Myung Ho Prieto	M		Male 20-29	24/26	18:29 min/mile	57:27	57:27
196.	114	Jacqueline Grant	F		Female 30-39	19/26	18:35 min/mile	57:48	57:48
197.	169	Menaalah Mahrous	F		Female 20-29	17/21	18:47 min/mile	58:23	58:23
198.	274	Brian Gallagher	M		Male 30-39	32/38	18:53 min/mile	58:42	58:42
199.	342	Matthew Gallagher	M		Male 30-39	33/38	18:54 min/mile	58:44	58:44
200.	226	Allison Scanlan	F		Female 30-39	20/26	18:55 min/mile	58:47	58:47
201.	227	Brian Scanlan	M		Male 30-39	34/38	18:55 min/mile	58:47	58:47
202.	186	Cathy Mulno	F		Female 60-69	14/19	18:58 min/mile	58:57	58:57
203.	187	Harry Mulno	M		Male 60-69	12/17	18:58 min/mile	58:57	58:57
204.	137	Maryalice Jackson	F		Female 20-29	18/21	18:59 min/mile	59:00	59:00
205.	171	Jordan Marden	M		Male 17 & Under	8/9	19:03 min/mile	59:13	59:13
206.	17	Jaely Baez	F		Female 17 & Under	17/19	19:04 min/mile	59:15	59:15
207.	136	John M Jackson	M		Male 60-69	13/17	19:09 min/mile	59:31	59:31
208.	343	Jian Bullock	F		Female 50-59	13/18	19:14 min/mile	59:47	59:47
209.	31	Meg Bradbury	F		Female 60-69	15/19	19:14 min/mile	59:48	59:48
210.	84	Susan Doherty	F		Female 50-59	14/18	19:26 min/mile	1:00:26	1:00:26
211.	110	Kellie Gillis	F		Female 50-59	15/18	20:07 min/mile	1:02:33	1:02:33
212.	135	Lisa Iantosca	F		Female 50-59	16/18	20:07 min/mile	1:02:33	1:02:33
213.	128	Jane Hanlon	F		Female 60-69	16/19	20:47 min/mile	1:04:35	1:04:35
214.	127	Daniel Hanlon	M		Male 60-69	14/17	20:47 min/mile	1:04:35	1:04:35
215.	178	Sharon Mcnamara	F		Female 60-69	17/19	20:58 min/mile	1:05:10	1:05:10
216.	18	Juliette Bastarache	F		Female 20-29	19/21	20:58 min/mile	1:05:12	1:05:12
217.	180	John Mcnamara Iii	M		Male 60-69	15/17	20:59 min/mile	1:05:12	1:05:12
218.	177	John Mcnamara	M		Male 20-29	25/26	20:59 min/mile	1:05:13	1:05:13
219.	73	Samantha Daehling	F		Female 30-39	21/26	20:59 min/mile	1:05:13	1:05:13
220.	70	Brenda Daehling	F		Female 60-69	18/19	20:59 min/mile	1:05:13	1:05:13
221.	331	Sumkit Grace	M		Male 40-49	11/12	21:12 min/mile	1:05:55	1:05:55
222.	69	Adam Daehling	M		Male 30-39	35/38	21:26 min/mile	1:06:38	1:06:38
223.	47	Vicky Cheng	F		Female 20-29	20/21	21:27 min/mile	1:06:40	1:06:40

Massachusetts Run for the Fallen - 09/09/2023



Overall Results

Place	Bib	Name	Gender	Club	Group	Group Rank	Chip Pace	Chip Time	Gun Time
224.	100	Michael Gannon	M		Male 40-49	12/12	22:00 min/mile	1:08:25	1:08:25
225.	49	Kaiden Collins	M		Male 17 & Under	9/9	22:01 min/mile	1:08:25	1:08:25
226.	53	Jennifer Cooter	F		Female 30-39	22/26	22:01 min/mile	1:08:25	1:08:25
227.	71	Kayla Daehling	F		Female 30-39	23/26	22:41 min/mile	1:10:30	1:10:30
228.	72	Kirk Daehling	M		Male 60-69	16/17	22:41 min/mile	1:10:31	1:10:31
229.	167	Dianne Macpherson Laffey	F		Female 50-59	17/18	22:42 min/mile	1:10:34	1:10:34
230.	153	Michael Laffey	M		Male 60-69	17/17	22:42 min/mile	1:10:34	1:10:34
231.	205	Katrina Powers	F		Female 30-39	24/26	22:43 min/mile	1:10:38	1:10:38
232.	349	Chris George	M		Male 30-39	36/38	22:43 min/mile	1:10:38	1:10:38
233.	348	Jocelyn Anael George	F		Female 30-39	25/26	22:43 min/mile	1:10:38	1:10:38
234.	206	Michael Powers	M		Male 30-39	37/38	22:44 min/mile	1:10:38	1:10:38
235.	350	Ross Meenon	M		Male 30-39	38/38	22:44 min/mile	1:10:39	1:10:39
236.	351	Allison Meenon	F		Female 30-39	26/26	22:44 min/mile	1:10:39	1:10:39
237.	36	Brandon Buono	M		Male 20-29	26/26	22:44 min/mile	1:10:41	1:10:41
238.	190	Juliet O'leary	F		Female 20-29	21/21	23:05 min/mile	1:11:44	1:11:44
239.	40	Carol Cangiamila	F		Female 50-59	18/18	23:05 min/mile	1:11:45	1:11:45
240.	10	Robin Abbott	F		Female 60-69	19/19	23:05 min/mile	1:11:45	1:11:45
241.	354	Kevin Kelly	M		Male 70+ 	2/2	25:10 min/mile	1:18:14	1:18:14
242.	279	Denise Holmes	F		Female 40-49	13/13	28:04 min/mile	1:27:14	1:27:14
243.	281	Hannah Holmes	F		Female 17 & Under	18/19	28:04 min/mile	1:27:14	1:27:14
244.	282	Amelia Holmes	F		Female 17 & Under	19/19	28:04 min/mile	1:27:14	1:27:14

Number of records: 244